


INTRODUCTION


Using your History of Inventions student esheet, explore the History of Inventions timeline found [The History of Inventions](http://www.cbc.ca/kids/general/the-lab/history-of-invention/default.html) website. Focus on the first one and do together as a class. Have students take notes on the remaining inventions. Use the space below to take notes on what you learn about each invention. <http://web.archive.org/web/20080709054044/http://www.cbc.ca/kids/general/the-lab/history-of-invention/default.html>

CALENDAR


WHEEL




TOOTHPASTE




PAPER



THE WATCH



CHOOSE YOUR OWN



KNOWLEDGE CHECK

As a group, find one invention—from antiquity to the present—that shares related technology with at least one or two other inventions on the timeline (and that was necessary for the development of the succeeding inventions you identify).

You should look for information based on these categories:

- Names and dates of the inventions
- Description of why each invention was important
- Explanation of how each affected people's lives and shaped societies
- Explanation of how the first invention relates to or inspired the second
- Optional: Description of how the second invention relates to or inspired the third

You should be prepared to present your findings to the class.

